

Ibrahim Eren

Chairman TRT World

TRTWORLD

Commanding Confidence and Building Credibility in a New World

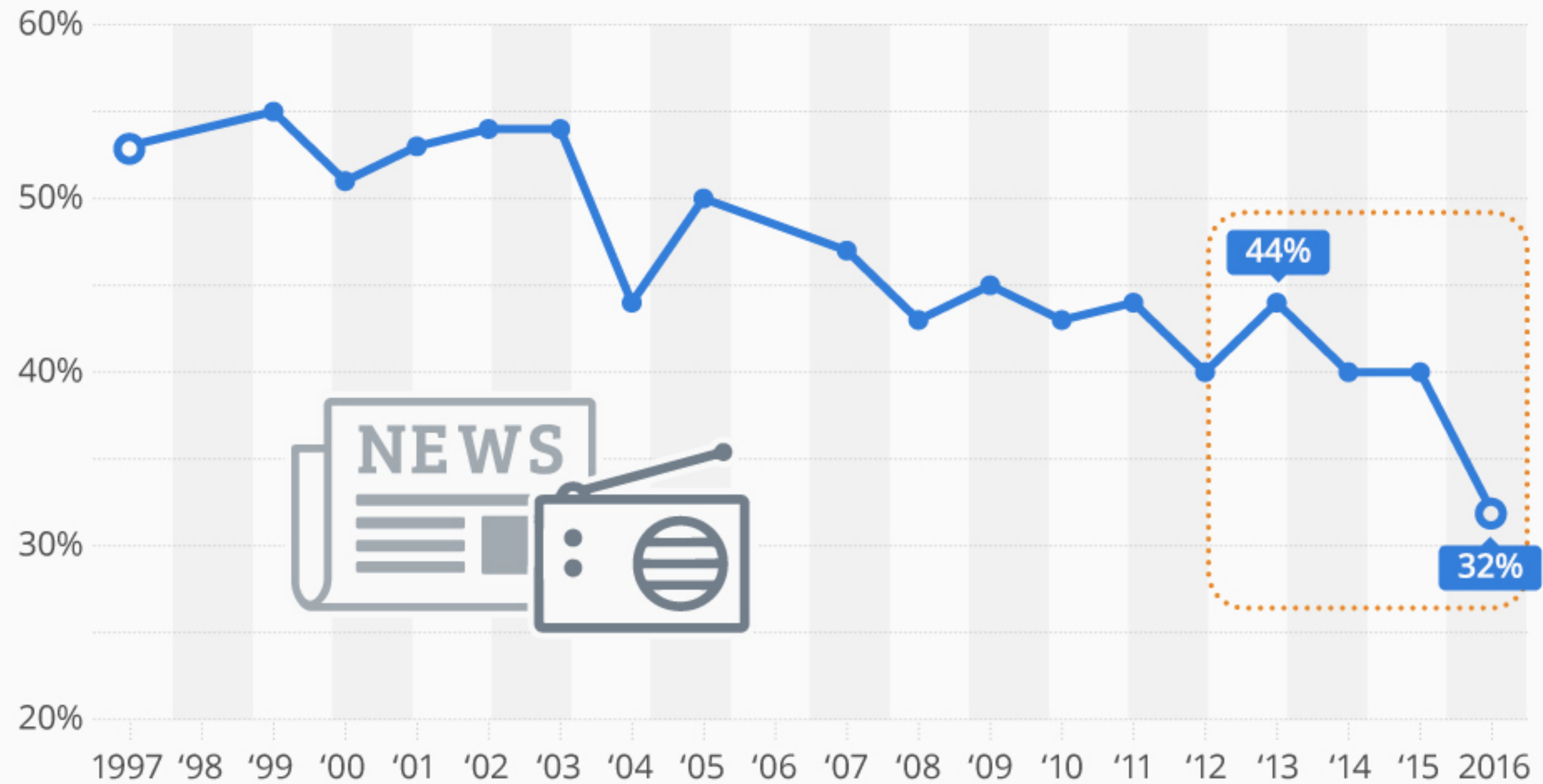



POLITICO



Trust in Mass Media Erodes

% of Americans who have a great deal/a fair amount of trust in mass media





**Jonny opened the door to the one
place he always heard the truth.**

SECTIONS HOME SEARCH The New York Times SUBSCRIBE NOW LOG IN

The New York Times The world's most trusted perspective. Get The Times. 50% off for 1 year. SUBSCRIBE NOW

TheUpshot Full Results | Exit Polls | Trump's Cabinet
Alaska Ariz. Colo. Fla. Ga. Ind. Iowa Miss. Mo. N.C. N.H. Nev. Ohio Pa. Wis.

Who Will Be President?



By JOSH KATZ

The estimates on this page are based on pre-election polls. For an estimate including results, The Times is providing live forecasts on election night.

[President](#) [Senate](#) [House](#)

Hillary Clinton has an **85% chance** to win.

Last updated Tuesday, November 8 at 10:20 PM ET

<small>CHANCE OF WINNING</small>	
	
85% <small>Hillary Clinton</small>	15% <small>Donald J. Trump</small>

[Forecast history](#) [Recent changes](#) [State by state](#) [Other forecasts](#) [Likely scenarios](#) [Explore paths](#)

The Upshot's elections model suggests that Hillary Clinton is favored to win the presidency, based on [the latest state and national polls](#). A victory by Mr. Trump remains possible: Mrs. Clinton's chance of losing is about the same as the probability that [an N.F.L. kicker misses a 37-yard field goal](#).

H Huffington Post [@HuffingtonPost](#) [Follow](#)

Our [@pollsterpolls](#) model gives [@HillaryClinton](#) a 98.1% chance of winning the presidency elections. [elections.huffingtonpost.com/2016/forecast/...](https://elections.huffingtonpost.com/2016/forecast/)



CLINTON 98.1% **TRUMP 1.6%**

Photos: Getty

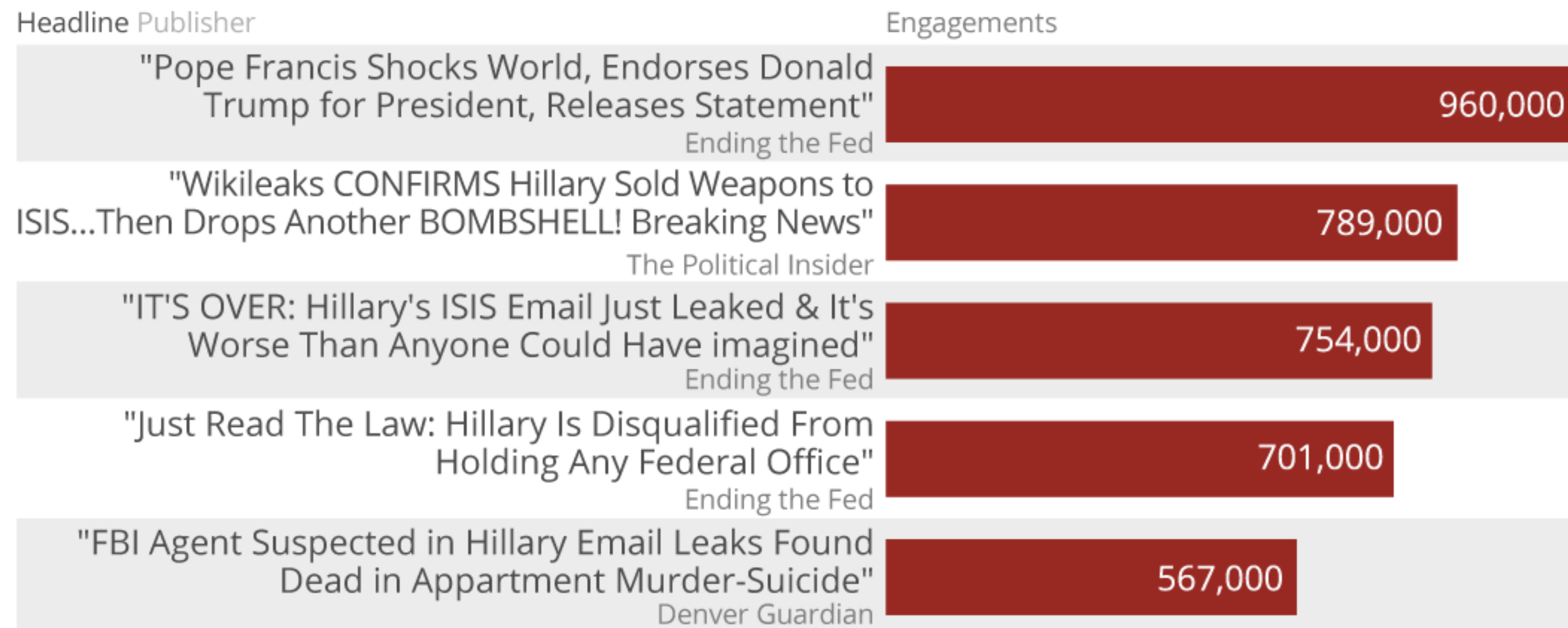
RETWEETS 11,352 LIKES 9,306

8:25 AM - 7 Nov 2016

2.6K 11K 9.3K

Fake News Is A Real Problem

Facebook engagement of the top five fake election stories*



Total Facebook engagement for top 20 election stories (August-election day)



* Engagement is measured as total number of shares, reactions and comments

Solving The Problem

1.

Represent
all sides of
a story

2.

Check all
the facts
before
reporting

3.

Break down
echo
chambers

Follow us




TRTWorld.com




/trtworld



/c/trtworld



/trtworld



/+trtworld

Thank you

TRTWORLD